
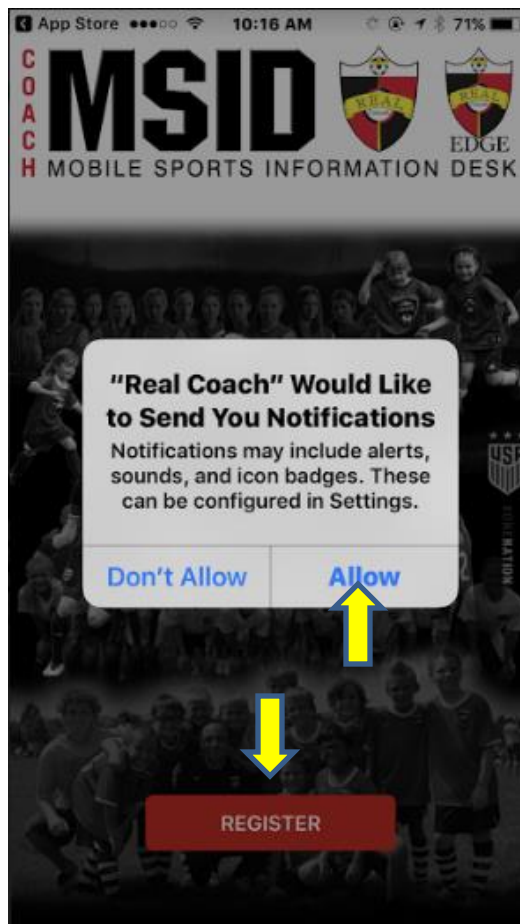




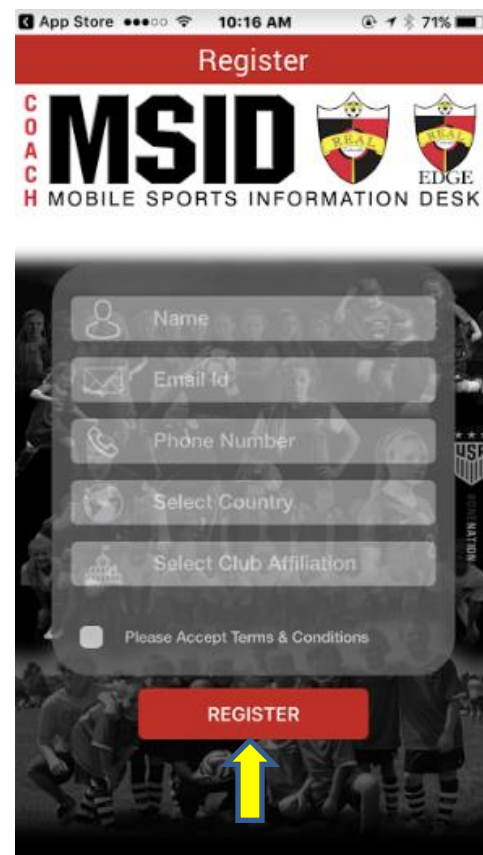
STEP 1: On your phone or tablet, go to the Apple or Google Play store. Type in MSID Real Coach in the search bar. Download your new MSID Real Coach app.



STEP 2: Select “Allow Notifications”. Click the Register Button. This allows us to send you updates.



STEP 3: Fill out form. Select your club affiliation - “Real Colorado or Real Colorado Edge”. Accept terms and click Register button.

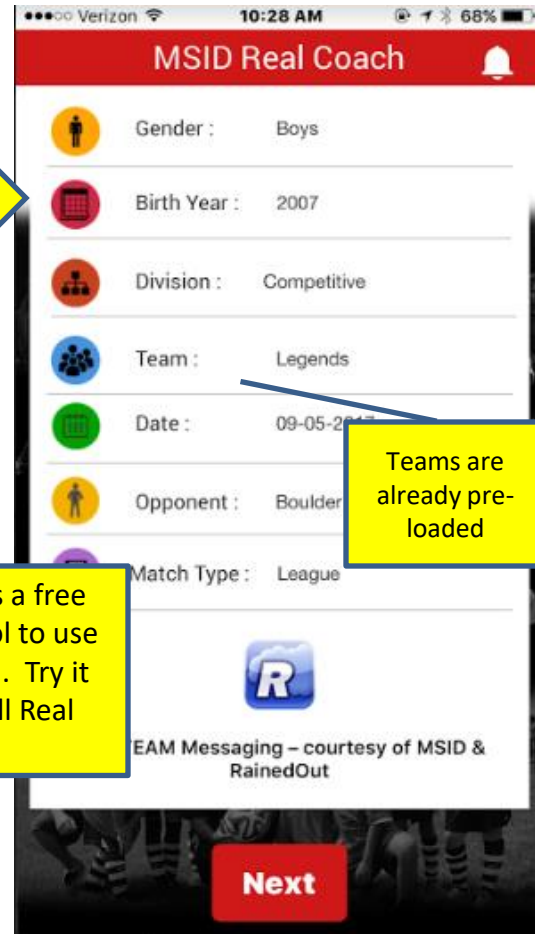
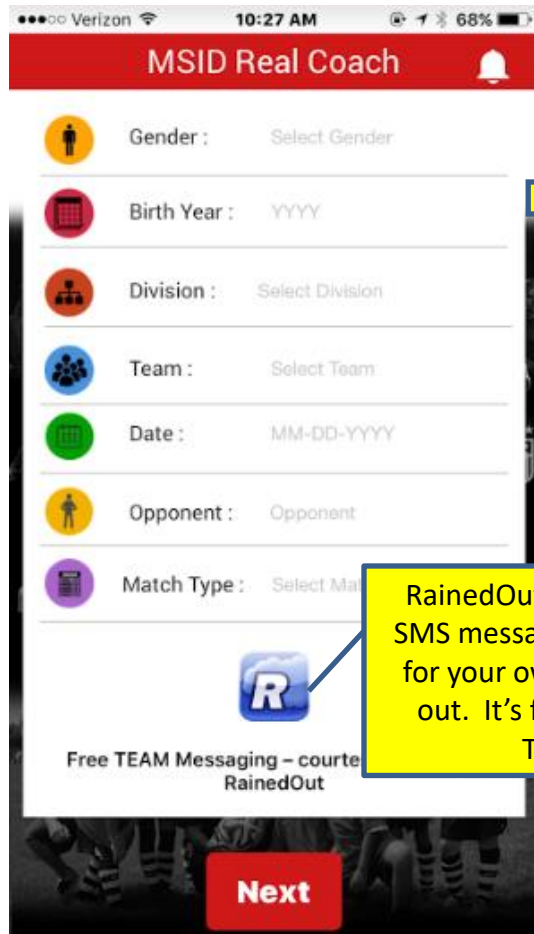




STEP 4: You only register once, a login screen will appear for all future submissions.

STEP 5: Following each match, enter the game information starting with this screen.

STEP 6: Click on each row to enter the information. Click the NEXT button.



RainedOut. This is a free SMS messaging tool to use for your own team. Try it out. It's free to all Real Teams.

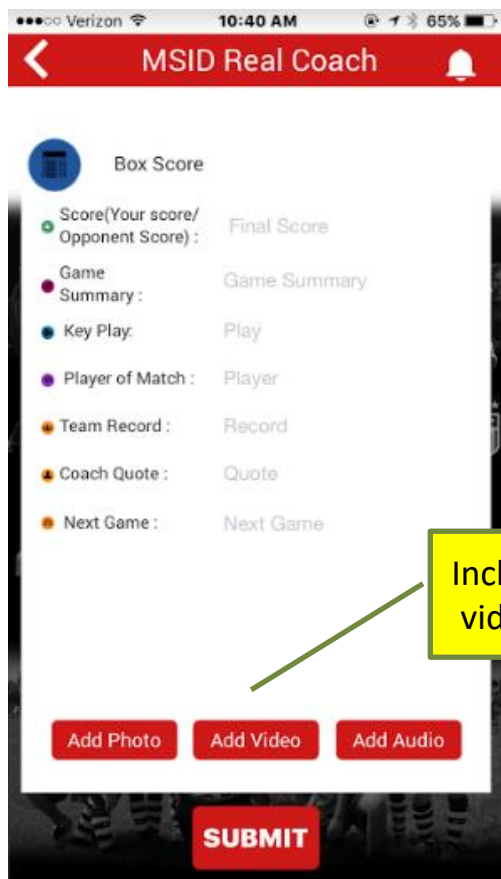
Teams are already pre-loaded



STEP 7: Box Score Info: Fill in the fields in each row. The more information the better stories we can write about your team.

STEP 8: Add any photos or videos from the match if available. Parents and fans love them. A team photo before each match works well!

STEP 9 : When completed, click the SUBMIT button. MSID will take your information and create a short news story about your game & post the story to the Real or Real Edge app!



Include a photo, video, or audio



Game reports/stories will be created and posted to the Real Club FAN app

